



2024 SOUTH DAKOTA ALZHEIMER'S STATISTICS



PREVALENCE

Number of People Aged 65 and Older with Alzheimer's (2020) **16,500** % of Adults Over 65 with Alzheimer's **10.5%**



CAREGIVING

of Caregivers **27,000** Caregivers with Chronic Health Conditions **61.0%**
 Total Hours of Unpaid Care **34,000,000** Caregivers with Depression **22.2%**
 Total Value of Unpaid Care **\$716,000,000**



WORKFORCE

of Geriatricians in 2021 **15** # of Home Health and Personal Care Aides in 2020 **3,830**
 Increase Needed to Meet 2050 Demand **193.3%** Increase Needed to Meet 2030 Demand **19.3%**



HEALTH CARE

of People in Hospice (2017) with a Primary Diagnosis of Dementia **421** Dementia Patient Hospital Readmission Rate (2018) **18.6%**
 Hospice Residents with a Primary Diagnosis of Dementia **13%** Medicaid Costs of Caring for People with Alzheimer's (2020) **\$182M**
 # of Emergency Department Visits per 1,000 People with Dementia (2018) **1,200** Projected Change in Medicaid Costs from 2020 to 2025 **16.6%**
 Per Capita Medicare Spending on People with Dementia in 2023 Dollars **\$24,776**




MORTALITY

of Deaths from Alzheimer's Disease (2021) **396** Alzheimer's Disease as Cause of Death Rank **6th**

Nearly **7 million Americans** are living with Alzheimer's, and more than **11 million** provide their unpaid care. The cost of caring for those with Alzheimer's and other dementias is estimated to total **\$360 billion** in 2024, increasing to nearly **\$1 trillion** (in today's dollars) by mid-century. For more information, view the **2024 Alzheimer's Disease Facts and Figures** report at alz.org/facts.



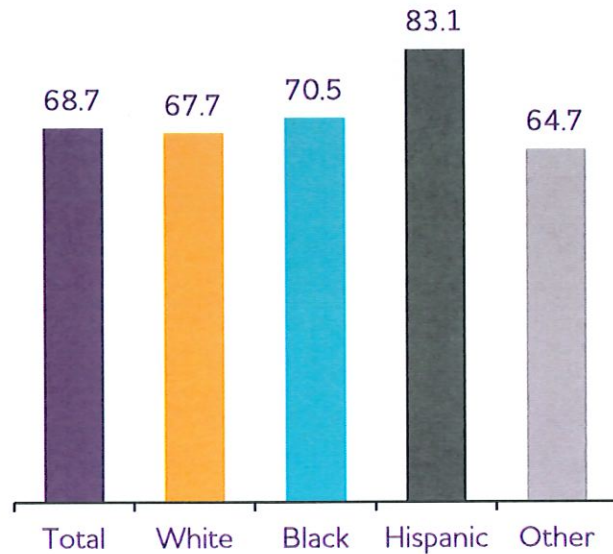
Risk Factors for Cognitive Decline: South Dakota



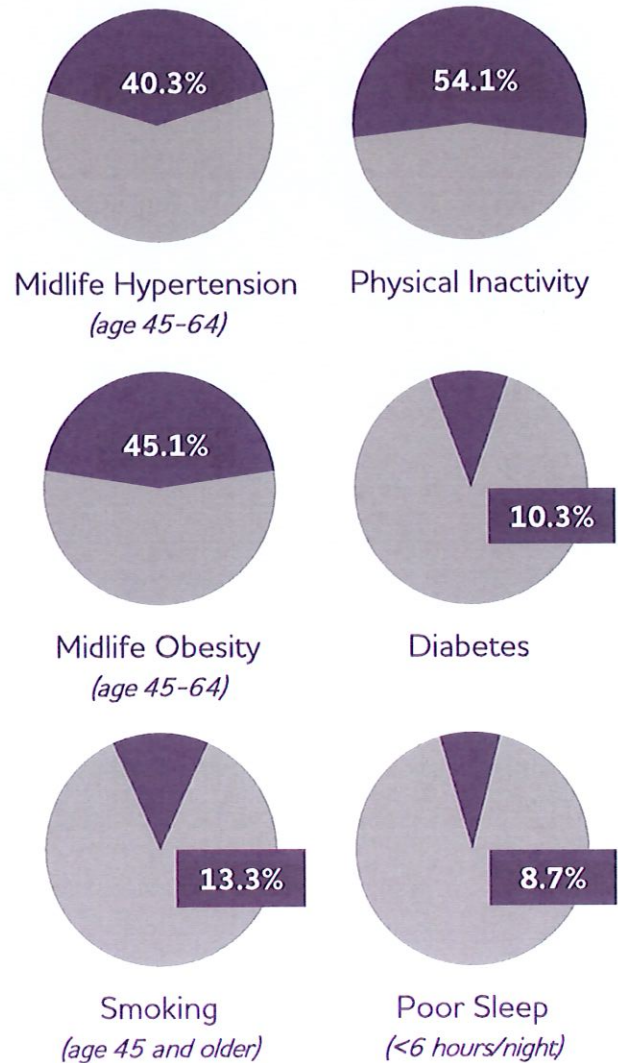
Based on population-level evidence, the six health conditions and behaviors included here increase risk for cognitive decline — and may also increase risk of dementia.

Data are from the Behavioral Risk Factor Surveillance System (BRFSS).

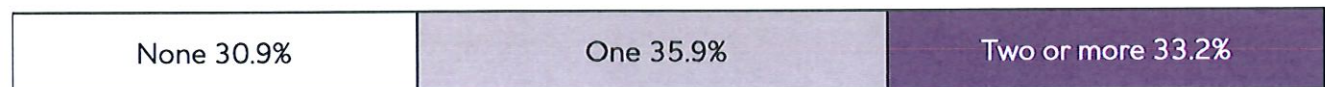
Percent With at Least One of Five Risk Factors (excluding sleep)



Prevalence of Six Risk Factors




Percent With Any of Five Risk Factors (excluding sleep)



This Fact Sheet is supported by the Centers for Disease Control and Prevention (CDC) of the U.S. Department of Health and Human Services (HHS) as part of a financial assistance award totaling \$733,487. The contents are those of the Alzheimer's Association and do not necessarily represent official views of nor an endorsement by, CDC, HHS, or the U.S. government.

Updated: April 2023



cognitive decline in south dakota

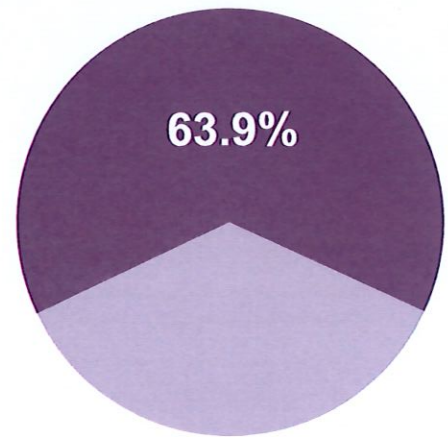
DATA FROM THE 2019 BEHAVIORAL RISK FACTOR SURVEILLANCE SYSTEM

In South Dakota, 9.5% — nearly 1 in 10 — of those aged 45 and over report they are experiencing confusion or memory loss that is happening more often or is getting worse (“subjective cognitive decline”).

Nearly two-thirds of them have not talked to a health care professional about it.

For those with worsening memory problems, 40% say it has created “functional difficulties” — that is, caused them to give up day-to-day activities and/or interfered with work or social activities.

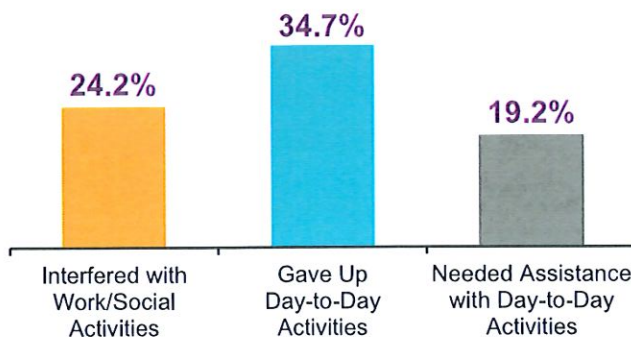
Percent with memory problems who have not talked to a health care provider



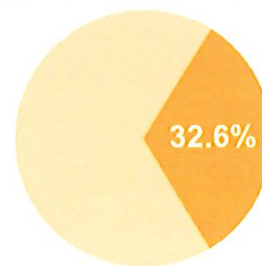
Percent of Those Aged 45+ with Subjective Cognitive Decline

All	Gender		Age					Educational Attainment			
	Men	Women	45-59	60-64	65-74	75-79	80+	< High School	High School	Some College	College Grad
9.5%	9.3%	9.7%	8.1%	9.0%	8.1%	9.2%	20.4%	n/a	8.7%	10.3%	7.0%

Percent with memory problems who say it created difficulties and burden

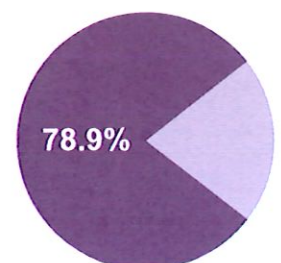


This Fact Sheet is supported by the Centers for Disease Control and Prevention of the U.S. Department of Health and Human Services (HHS) as part of a financial assistance award totaling \$2,795,933 with 100 percent funded by CDC/HHS. The contents are those of the author(s) and do not necessarily represent the official views of, nor an endorsement, by CDC/HHS, or the U.S. Government.




Percent with memory problems who live alone

Percent with memory problems who have at least one other chronic condition*



*Defined as arthritis, asthma, COPD, cancer, cardiovascular disease, and diabetes



dementia caregiving in South Dakota

DATA FROM THE 2021 BEHAVIORAL RISK FACTOR SURVEILLANCE SYSTEM

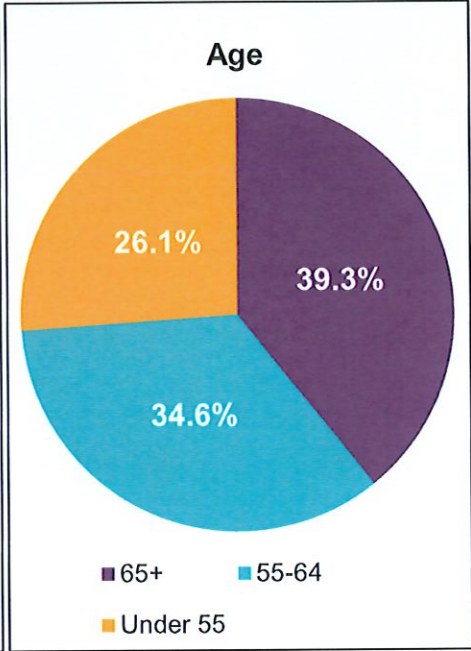
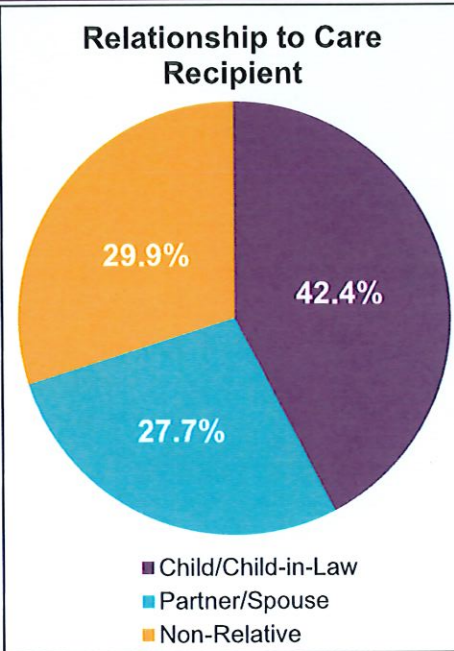
More than 1 in 4 caregivers in South Dakota (22.7%) is providing care to an individual with Alzheimer's or other form of dementia.

Who are dementia caregivers?

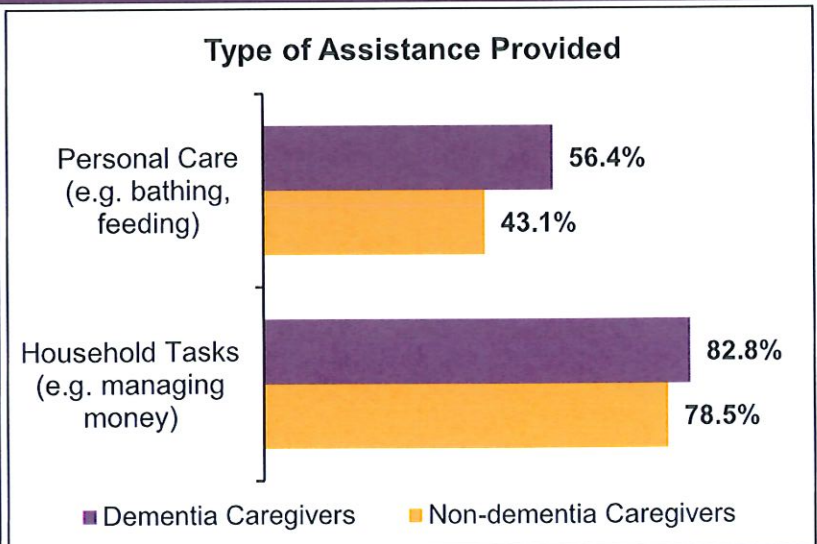
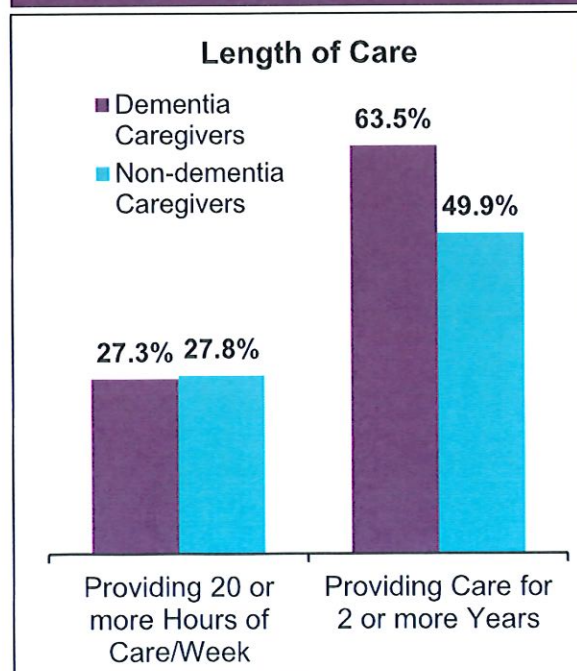
Female	54.3%
Male	45.7%
Urban	69.5%
Rural	30.5%
Also caring for a child	12.4%

Health Effects

In frequent poor physical health	n/a
In frequent poor mental health	n/a
History of depression	22.2%



What does dementia caregiving entail?



This Fact Sheet is supported by the Centers for Disease Control and Prevention of the U.S. Department of Health and Human Services (HHS) as part of a financial assistance award totaling \$2,795,933 with 100 percent funded by CDC/HHS. The contents are those of the Alzheimer's Association and do not necessarily represent the official views of, nor an endorsement, by CDC/HHS, or the U.S. Government.